

PowerWash

RINSE USING INDIVIDUALLY
ADJUSTABLE MICRO-NOZZLES

PERFECT FOR



FEATURES AND BENEFITS

- Wash Aluminium, Glass Or PET Containers
- Unique & Adjustable Micro-Nozzle Design
- Rinse Difficult To Reach Locations
- Quick Changes Between Container Size (SMED)
- Contained Unit Minimises Water Consumption
- Very Low Maintenance
- The PowerWash Can Be Equipped With:
 - Multiple Washing Fixtures
 - AquaMinder Auto Start/Stop
 - Water Recycling & Filtration (optional)



Product supplied may differ from image based on container drying requirements. Image represents Standard PowerWash Module.

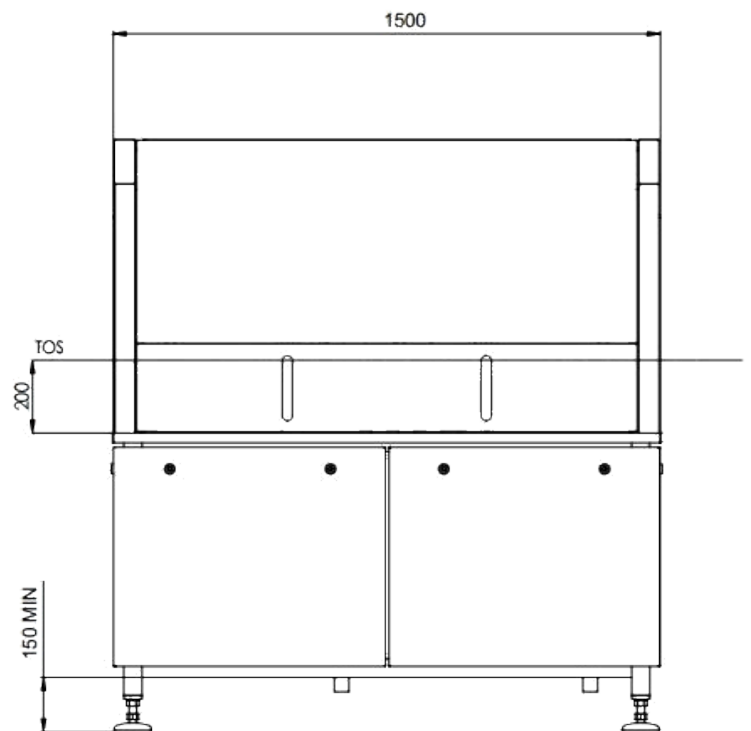
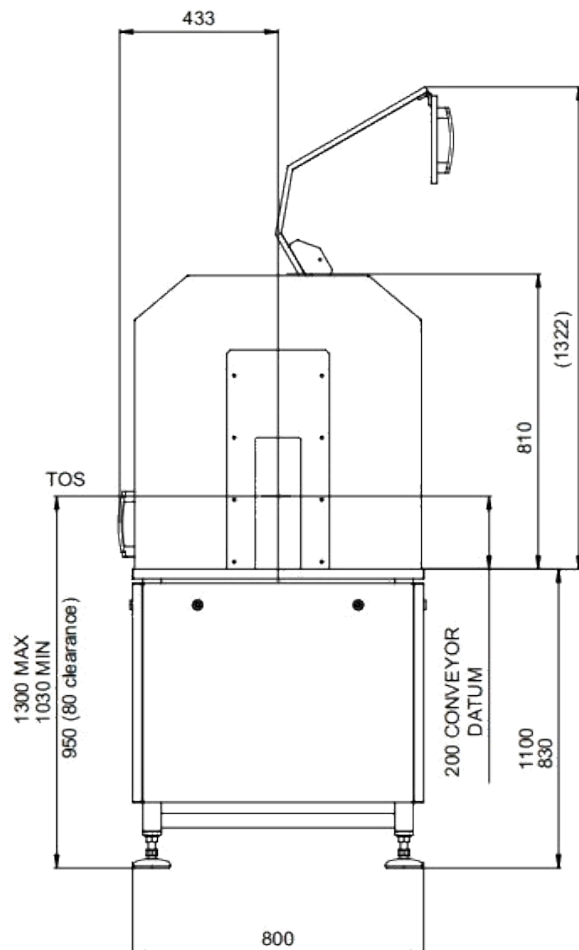
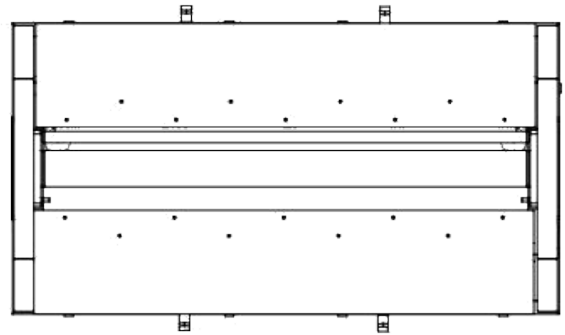

COMBINE WITH THE POWERGUIDE FOR THE
COMPLETE WASHING AND DRYING SOLUTION

POWERWASH STANDARD CONFIGURATIONS

Aluminium Can	Glass Bottle / Jar	PET Bottle
Full container rinse	Full container rinse	Full container rinse
Wash can tops	Wash crown caps	Wash screw caps
Clean overfill	Clean overfill	Clean overfill
Maintain hygiene	Improve label application	Improve label application
Maintain product quality	Improve shrink sleeve application	Improve shrink sleeve application

PowerWash

DIMENSIONAL DRAWING



INDUSTRIAL WASHER

All dimensions in mm